

datasheet

pco.dimax 3.6 ST CLHS

advancement through high-speed streaming

ST high-speed
streaming

resolution

3.6 MPixel

pixel size

11.0 μm x 11.0 μm

interface

CLHS FOL



high-speed imaging
2166 fps @ 3.6 MPixel

real-time streaming
over 8 x 10G fiber

excellent sensitivity
11 μm pixel size

uncompressed 10-bit
data transfer

high fullwell capacity
up to 60000 electrons

technical data

image sensor		
	low-gain mode	high-gain mode
sensor technology	CMOS	
color type	monochrome	
resolution (horizontal x vertical)	1984 px x 1808 px	
pixel size (horizontal x vertical)	11.0 µm x 11.0 µm	
sensor size (horizontal x vertical)	21.8 mm x 19.8 mm	
sensor diagonal	29.5 mm	
shutter mode	global shutter (GS)	
peak quantum efficiency	64 % @ 500 nm	
spectral range	340 nm - 1100 nm	
dark current (typ.)	< 1000 e ⁻ /pixel/s @ +35 °C sensor temperature	< 150 e ⁻ /pixel/s @ +35 °C sensor temperature
fullwell capacity	60 000 e ⁻	10 000 e ⁻
readout noise	< 65 e ⁻ rms	< 12 e ⁻ rms
dynamic range (intra-scene)	60 dB	58 dB

frame rate table

vertical resolution reduction

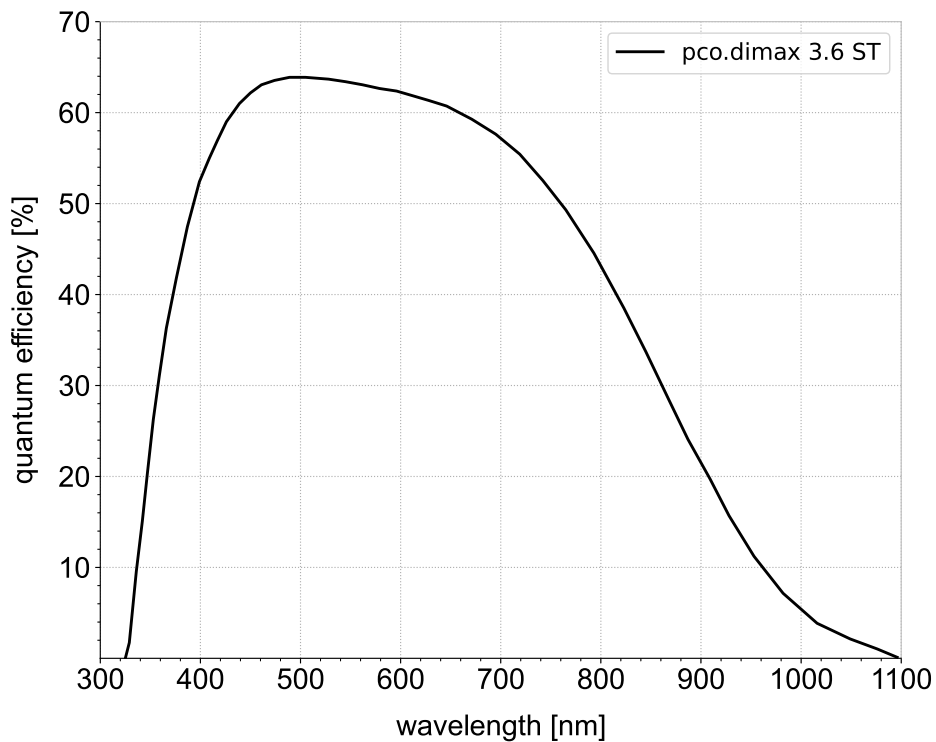
1984 x 1808	2166 fps
1984 x 1024	3728 fps
1984 x 744	5020 fps
1984 x 512	7042 fps
1984 x 256	12676 fps
1984 x 128	21126 fps
1984 x 64	31690 fps
1984 x 32	42253 fps
1984 x 16	50704 fps
1984 x 8	56338 fps

typical resolutions

1920 x 1080	3545 fps
1600 x 1200	3209 fps
1280 x 1024	3728 fps
640 x 512	7042 fps
640 x 480	7456 fps
320 x 256	12676 fps
320 x 240	13343 fps

camera		
	low-gain mode	high-gain mode
max. frame rate @ full resolution	2166 fps	
exposure time range	10.0 μ s - 10 ms (step size 2 μ s)	
dynamic range A/D	10 bit	
conversion factor	70 e-/DN	10 e-/DN
pixel rate	7.8 GPixel/s	
region of interest (ROI)	horizontal: steps of 64 pixels vertical: steps of 8 pixels (symmetrical)	
binning	horizontal: x2 vertical: x2	
non-linearity	< 0.4 %	
dark signal non-uniformity (DSNU)	< 60 e ⁻	< 20 e ⁻
photo response non-uniformity (PRNU)	< 0.5 %	
cooling temperature image sensor	+35 °C stabilized	
cooling method	forced air optional: liquid cooling	
trigger input signals	external exposure start, external exposure control, sequence trigger, acquire enable	
status output signals	exposure, busy	
input / output signal connectors	SMA	
time stamp	in image (1 μ s resolution) and metadata	
data interface	Camera Link HS FOL	

quantum efficiency



general

power supply	24 VDC (±10 %)
power consumption	max. 120 W
weight	4.5 kg
dimensions (height × width × length ¹)	145 mm × 145 mm × 160 mm
operating temperature range	+10 °C to +30 °C
storage temperature range	-10 °C to +60 °C
humidity range (non-condensing)	10 % to 80 % (recommended < 65 %)
certifications	CE, FCC, UKCA

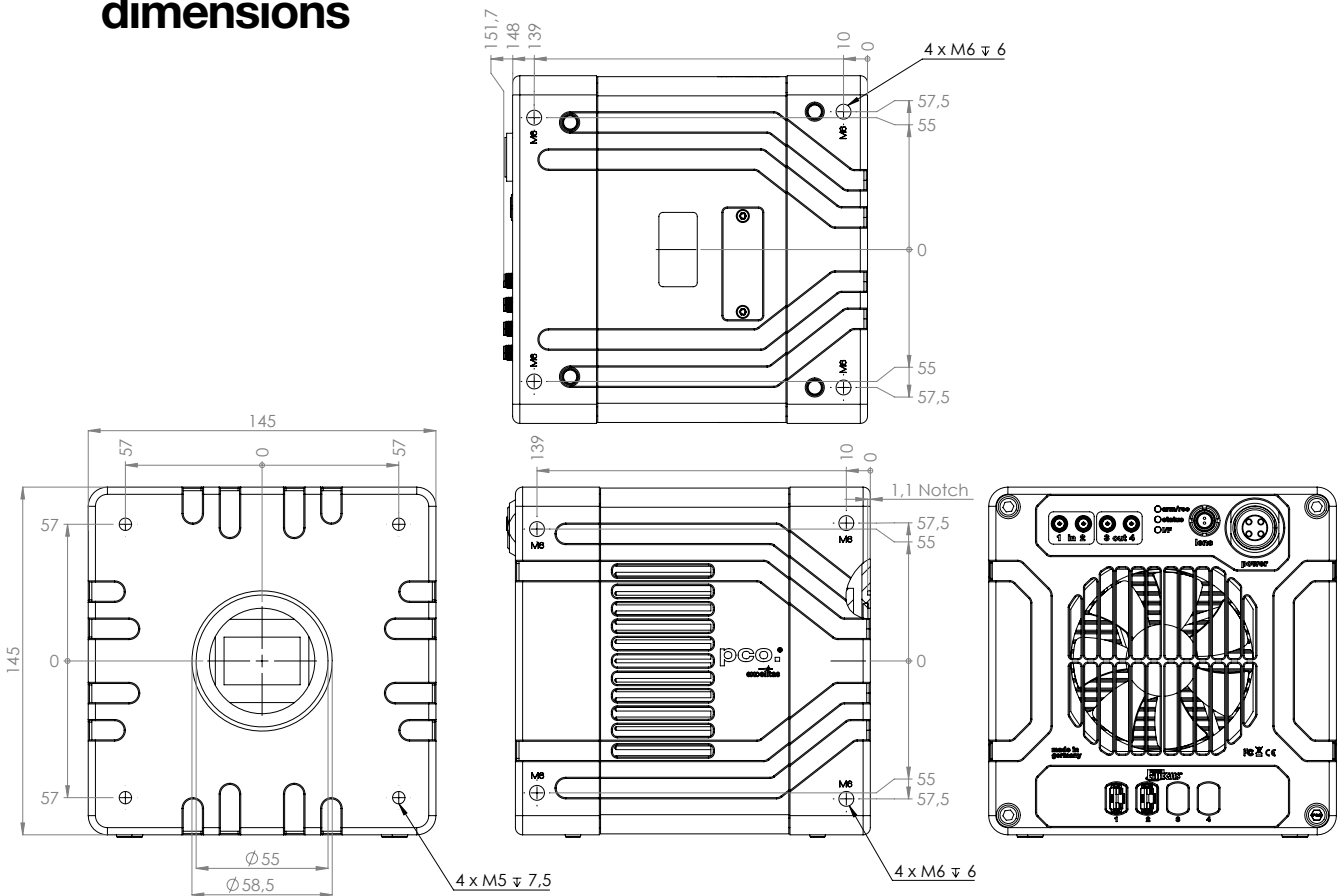
¹ This value refers to the length including the camera flange.

optical interface

direct mounting distance (no camera flange)	7.9 mm ±10 %
lens mounting	F-mount, C-mount
optional lens mounting	TFL-mount
optional lens remote control	EF-mount, EF-S-mount (Canon)

Configure your optical setup with our **MachVis Lens Selector** online tool.

dimensions



outlines of pco.dimax 3.6 ST CLHS air-cooled without camera flange (all dimensions given in mm)

software

Your first choice is pco.camware:

Our main camera control software enables control of most camera settings and facilitates image acquisition and storage.

You can customize it exactly to your needs using different layouts, styles and features.

You prefer to use a different software:

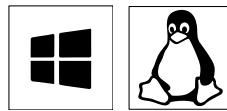
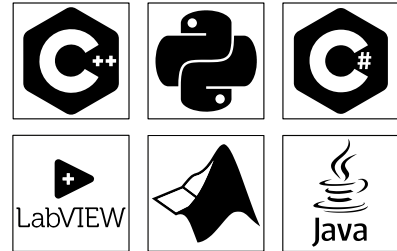
Our cameras integrate with a range of third-party software applications.

In microscopy we offer dedicated support for μ Manager, while ensuring compatibility with other software maintained by their providers.

You want to create your own application:

We feature a wide range of software development kits (SDK) for various programming languages, such as C++, Python, C#, LabVIEW, Matlab, and Java.

If you are looking for more general SDKs, we present pco.sdk and pco.recorder, our low-level SDKs with C interface.



Our software is available for Windows and Linux platforms.

Visit our **website** for detailed information, installation guidance, and Github projects.

areas of application

industrial production control and analysis | industrial quality assurance | material development | welding technology | laser & inert gas welding | aerospace | astronomy | automotive airbag & component testing

ordering information

pco.dimax 3.6 ST AIR	85108025001	camera system, monochrome, 1984x1808 pixel, air cooling, CLHS, 8x10G fiber optics
pco.dimax 3.6 ST WAT	85108025003	camera system, monochrome, 1984x1808 pixel, liquid cooling, CLHS, 8x10G fiber optics

address: Excelitas PCO GmbH
Donaupark 11
93309 Kelheim, Germany

phone: (+49) 9441-2005-0
(+1) 866-662-6653
(+86) 0512-6763-4643

mail: pco@excelitas.com

web: www.excelitas.com/pco

