

### PRELIMINARY ENGINEERING DATA SHEET

#### FEATURES

- *Low dark current*
- *Fast response*
- *Blue to IR spectral range*
- *Low junction capacitance*

#### PRODUCT DESCRIPTION

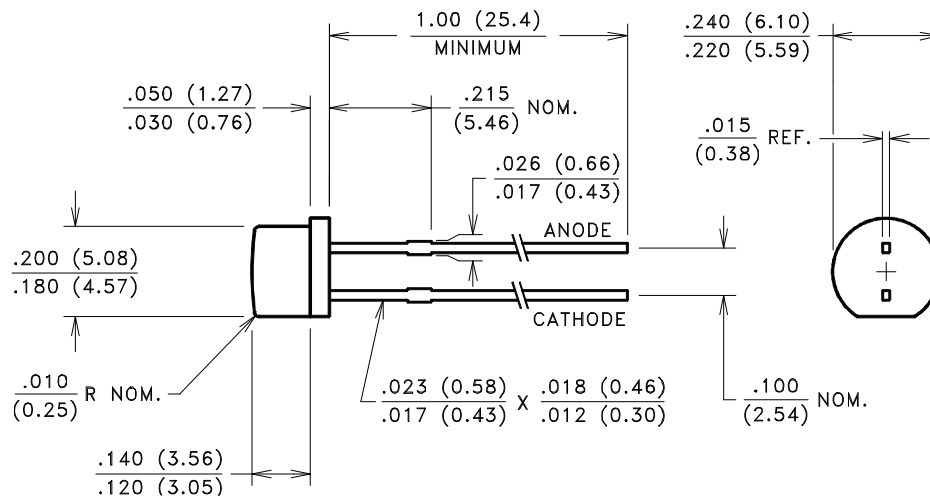
This VTP processed P on N planar silicon photodiode is housed in a clear, T-1 3/4 end-looking package.

These diodes exhibit low dark current under reverse bias. The VTP process offers low capacitance, resulting in fast response times.

#### ELECTRO-OPTICAL CHARACTERISTICS @ 25° C

PARAMETER	SYMBOL	MIN.	TYP.	MAX.	UNITS
SHORT CIRCUIT CURRENT @ 100 fc, 2850 K	I <sub>SC</sub>	21			μA
SENSITIVITY @ PEAK	S <sub>R</sub>		0.6		A/W
DARK CURRENT @ V <sub>R</sub> = 10 V	I <sub>D</sub>			25	nA
REVERSE BREAKDOWN VOLTAGE @ 100 μA	V <sub>BR</sub>	30			V
JUNCTION CAPACITANCE @ V <sub>R</sub> = 0 V, 1 MHz	C <sub>J</sub>			100	pF
ANGULAR RESPONSE (50% RESPONSE POINT)	θ <sub>1/2</sub>		±70		Degrees

#### PACKAGE DIMENSIONS inch (mm)



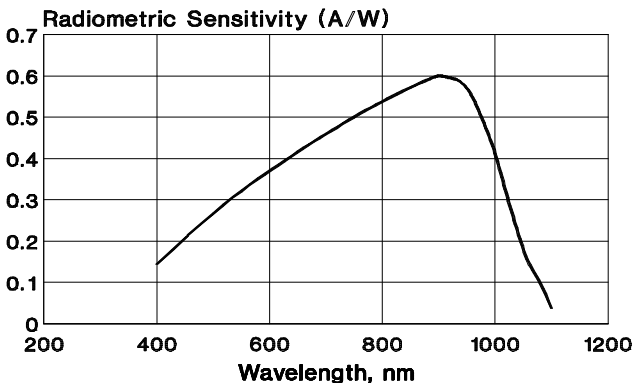
**CASE 26F T-1 3/4 FLAT**  
 CHIP SIZE: .075 x .075 (1.90 x 1.90)  
 TOTAL EXPOSED AREA: .0036 in<sup>2</sup> (2.326 mm<sup>2</sup>)

## GENERAL CHARACTERISTICS

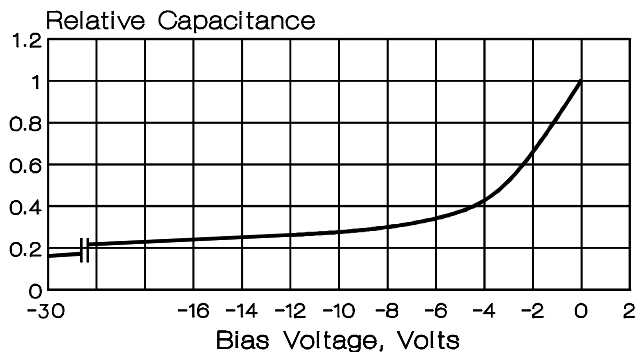
PARAMETER	SYMBOL	TYPICAL RATING	UNITS
OPEN CIRCUIT VOLTAGE @ 100 fc, 2850 K SOURCE	$V_{OC}$	420	mV
PEAK SPECTRAL RESPONSE @ 25°C	$\lambda_{pk}$	920	nm
SPECTRAL APPLICATION RANGE	$\lambda_{range}$	400 - 1100	nm
RISE/FALL TIMES @ 800 nm, $V_R = 10$ V, $R_L = 50 \Omega$	$t_R / t_F$	20	ns
TEMPERATURE COEFFICIENT			
SHORT CIRCUIT CURRENT @ 2850 K SOURCE	TC $I_{SC}$	+0.20	% / °C
DARK CURRENT @ $V_R = 10$ V	TC $I_D$	+11.0	% / °C
OPEN CIRCUIT VOLTAGE	TC $V_{OC}$	-2.0	mV / °C
TEMPERATURE RANGE, OPERATING & STORAGE	$T_{AMB}$	- 40 to +100	°C

## TYPICAL CHARACTERISTIC CURVES

ABSOLUTE SPECTRAL RESPONSE



RELATIVE JUNCTION CAPACITANCE vs BIAS VOLTAGE  
(REFERRED TO ZERO BIAS)



Specifications subject to change without prior notice. Information supplied by Excelitas Technologies is believed to be reliable, however, no responsibility is assumed for possible inaccuracies or omissions. The user should determine the suitability of this product in his own application. No patent rights are granted to any devices or circuits described herein.